

CANOPY TENTS

ONE CHOICE® DYE SUB CASITA 15FT.
 CUSTOM GRAPHIC PACKAGE
 PRODUCT CODE: OC-CAS-CST15DYESUB



Front View



Angle View

PRODUCT DESCRIPTION

One Choice 15 ft. Canopy is an excellent way to provide shade during outdoor events. A standard 15' x 10' size with telescopic legs, set up is quick, easy and user-friendly. Comes with a custom dye-sub printed canopy top and carry bag.

FEATURES

DISPLAY DIMENSIONS
 • 176" W x 135" H x 118.75" D

GRAPHIC DIMENSIONS
 • 176" W x 87" H

GRAPHIC MATERIAL
 • 600 Denier Fabric

GRAPHIC FINISHING
 • Hemmed around sides

DISPLAY CONSTRUCTION
 • 40mm Hexagon Aluminum

AVAILABLE ACCESSORIES
 • Backwall
 • Half Side Wall w/ 1 Rail

WEIGHTS & DIMENSIONS (WITH STAND & GRAPHICS)

SHIPPING WEIGHTS

- (Qty 1): 56 lbs
- (Qty 16): 885 lbs

PACKAGE DIMENSIONS

- (Single Box): 13" L x 10" W x 62" H
- (Freight): 48" L x 40" W x 67" H skid

TURNAROUND TIME

GRAPHIC PACKAGE

- 3 business days after proof approval*

AVAILABILITY

- WEST COAST FULFILLMENT CENTER

*After proof approval, for **up to 3 sets**. Reply with approval via e-mail by 4:00pm PT the day prior to the assigned ship date.



CANOPY TENTS

ONE CHOICE® DYE SUB CASITA 15FT
 CUSTOM GRAPHIC PACKAGE
 PRODUCT CODE: OC-CAS-CST15DYESUB




15ft CANOPY FEATURES

X-RODS




PEAK POLE x2




59 5/8" H


34 1/4" H



ADJUSTABLE LEGS



WHITE TRIM



FEATURES

ADJUSTABLE LEG HEIGHT

- Maximum Height: 34 1/4" H
- 4 Holes Apart: 2 3/4" H

X-RODS

- 57 1/4" L x 7/8" W
- Loop Strap: 21"
- Hook Strap: 7 1/2"

PEAK POLE

- Minimum Height: 46 1/2" H
- Maximum Height: 51" H

TRIM

- White

signshark

CANOPY TENTS

ONE CHOICE® DYE SUB CASITA 15FT.

CUSTOM GRAPHIC PACKAGE

PRODUCT CODE: OC-CAS-CST15DYESUB



PARTS LIST



QTY 1:
Black Nylon Carry Bag



QTY 1:
Frame w/ Pre-Installed Graphic

CANOPY TENTS

ONE CHOICE® DYE SUB CASITA 15FT.
CUSTOM GRAPHIC PACKAGE
PRODUCT CODE: OC-CAS-CST15DYESUB



CARE SHEET - DYE-SUB FABRIC

HANDLING TIPS

1. Wrinkles can be removed with cool iron or fabric steamer.
2. Fabric should NOT be stored when damp or wet. Store in cool, dry area.
3. For storing graphics please remove from plastic packaging that was provided and keep fabric in cool/dry place.

WASHING

1. Your fabric graphic CANNOT be machine washed. Remove any hardware attached to the fabric prior to cleaning. Spot clean using MILD soap and cool water. Air dry fabric, dry on frame if frame is available.
2. Fabric must be COMPLETELY dry prior to storing.
3. Do NOT dry clean

STAIN TREATMENT


1. Treat stain on fabric.
2. Remove as much debris as possible with a soft bristle brush (do NOT rub too hard).
3. Use a clean, lint-free white cloth. Lightly pat the stain from the outside moving in (to keep stain from spreading).
4. If a cleaning solution is used, rinse the area well with water to ensure NO solution is left on fabric.
5. Most stains can be treated with household fabric stain removers. It is ALWAYS important to test how the solution will react to the fabric. This can be tested by dabbing solution to a small corner of the fabric. Most household cleaners will provide treatment instructions depending on the type of stain.



- Wrinkles can be removed from fabric with a cool iron or steamer.



- Do NOT machine washed.



- Do NOT bleach fabric



- Do NOT tumble dry. Fabric must be air dried on the frame to prevent shrinking.